


AUTOPRINT HOT FOIL UNIT

Hot foil stamping is a finishing method used to give texts and patterns an eye - catching appearance. The Hot foil can have a glossy or matte finish with a coloured, metallic or holographic appearance. The Size of the area can be covered varies from very small details such as logos, captions, key lines, pictures can be Hot foiled as per design. Hot foil enhances visual appeal and adds more value to every print job.

Autoprint introduces Hot foil facility as an optional feature with **Dextra - 80** Die - Punching Machine.



Special Features

Retrofitable Hot foil stamping Attachment

Dextra 80 can be converted for foil stamping application at site with a hot foil attachment.

Quick Changeover between Die Punching and Hot foil stamping

Additional Chase Bracket fitted with the heater plate is Provided for Hot stamping. Operator can easily replace the die punching chase bracket with the hot foil chase bracket and the foil stamping job can be started quickly. Similarly, after completing Hot foil stamping jobs, operator can immediately start die punching operation by changing the die chase. This is possible as the heater is fitted on the chase bracket and there is no need for the machine to cool down.

Power saving Heater Plate

Heater Plate has 3 heating zones which can be optimized depending on the sheet size and controlled with a separate panel box. These heaters have a independent thermostat which is used to set and reach the correct temperature very quickly.

Foil feeding system

Servo controlled foil feeding is running perpendicular to the direction of the paper feeding direction. Hot foil attachment is driven by 2 independent servo motors for pulling the correct length of foil with foil saver settings on the rewind section. Two different shafts are provided for foils, both on the unwind side and rewind side. Hence different pull lengths can be used simultaneously using the independent servo motors. Multiple foils of large diameter can be fixed on each shaft to reduce foil consumption. Another 2 servo motors are used to control the unwind section. Hot foil attachment is also provided with sensors to indicate the completion of foil roll and thereby reducing wastage.

Technical Specifications

Maximum Paper Size (L x W)	: 560 x 812 mm
Minimum Paper Size (L x W)	: 305 x 254 mm
Maximum Punching Area	: 540 x 790 mm
Paper Thickness	: 0.1 to 1 mm (80 - 600 gsm)
Feeder Pile Height	: 960 mm
Delivery Pile Height	: 825 mm
Punching Speed Max.	: 4500 sph
Die Height	: 23.8 mm
Gripper Margin Setting	: 10-13 mm
Punching Load	: 180 Tons
Punching Stroke	: 70 mm
Total Power	: 8.5 Kw (11HP)
Chase Interior Size	: 582 x 840 mm
Weight	: 8.5 Tons (Approx.)
Over all size (L x W x H)	: 3600 x 2350 x 1680 mm

Features at a Glance

- Compact machine
- Stream feeder
- Box type base frame for stability of machine
- Pull type side lay on both sides
- Double sheet detector
- Cross feed sensor
- Safety switch for machine manual drive
- High speed PLC based control with digital input / output modules
- Automatic switching program
- Motorized pile for smooth up and down movement
- Pre-pile facility loading by fork lift
- Early sheet sensing for minimum wastage
- Servo controlled gripper for register control and stacking at delivery
- Centralised touch screen control panel with PLC
- Patented software for maintaining excellent register quality for a long life
- Unloading delivery pile with fork lift
- Maintenance guidance program on touch screen panel
- Guards provided for operator safety
- Protection of electronic circuits through UPS
- Easy removal of die unit by chase turn over mechanism
- Quick change-over of dies
- Chase turnover assembly
- Automatic delivery stacker
- Counter at delivery
- Extra delivery pile board
- Enhanced productivity
- Provision for taking sample sheet at delivery while working
- Motorized centralized lubrication system
- Three point register for precise positioning
- Quick job change over by using 4 mm hardened plate with 1 mm sheet
- Full oil bath for punching unit

DEXTRA WITH EXTRA



Technical Specifications

Maximum foil roller diameter	: Ø 250 mm	Hot foil speed	: 3000 IPH
Maximum width of the the foil	: 540 mm	Gripper margin	: 20 mm
No. of heating zones	: 3 heating zones length wise divided in OPS to NOPS direction	Foil thickness to be used	: 16 Microns (Average)
		Hot Foil Unit Weight	: 0.5 Ton (Approx.)



Autoprint Machinery Manufacturers Pvt. Ltd.

"Kaanchar", 9, North Huzur Road, Coimbatore - 641 018. Tamil Nadu. India.
Tel : +91 422 2212416, 4225444. Call Centre : +91 91594 06060
Email : info@autoprint.co.in

Toll Free No. 1800 425 4333 www.autoprint.in

Due to continuous development and product improvements, the company reserves the right to change/alter the specifications mentioned herein.



**Automatic
Precise & Safe Punching with**



Automate your Packaging Line with Autoprint Dextra 80 for ensuring **SAFETY, QUALITY & PRODUCTIVITY**

Autoprint is committed to bring modern cutting-edge technology to its customers. A result of this commitment is **Autoprint Dextra 80** - an Automatic Sheet-fed Flat Bed Die-Punching and Creasing Machine designed to handle even the most intricate and detailed designs. This reliable and high precision die punching machine is the perfect answer to meet the growing demand of medium and large format printers as well as packaging units.


DELIVERY UNIT

After Punching, the paper is delivered smoothly to the Delivery Unit. Automatic pile movement is assured with the Motorised Pile 'Up' and 'Down' mechanism provided. The delivery pile is automatically lowered based on the speed of the machine and controlled by a limit switch to avoid excess loading. Side and back stoppers are provided for perfect stacking of paper.




DIE PUNCHING UNIT

After registering the paper in the Front Lay, the sheet is fed into the Die Punching Unit with the help of the Rigid Grippers. The Gripper in-feed Mechanism is servo-driven for precise positioning of paper in the Die Punching Unit. The Die Punching Unit applies uniform pressure on the paper and ensures precise punching as per the desired profile. The chase turn-over mechanism enables easy removal of the Die Unit and quick change-over for the next job. These gripper assemblies are positioned precisely by register mechanism to accommodate variation in chain length due to wear.




Applications :  Die-Punching  Creasing  Perforating  Kiss-Cut  Blind Embossing  Braille Embossing  Hot Foil Stamping (optional)




DOUBLE SHEET AND CROSS FEED SENSOR

Double Sheet Detector and Cross Feed Sensors are provided to prevent the feeding of any excess or cross sheet into the Punching Unit. When this happens, the sheet feeding stops instantly and a warning message appears on the Touch Screen Panel.




REGISTER BOARD

The Conveyor Board is provided with adequate runners, brush rollers and paper guides to ensure smooth and trouble-free feeding of stock from thin paper to thick board ranging from 0.1 to 0.6 mm. A Pull Type Side Lay on both sides ensures precise registration of the paper. The Front Lay is adjustable for cross up to ± 1.5 mm and front register up to 3 - 8 mm precisely.



STREAM FEEDER

Autoprint Dextra 80 has a Stream Feeding System, which ensures continuous sheet feeding of a wide range of paper stocks from 0.1 to 0.6 mm with ease. Its suction device separates and lifts the paper precisely from the tail-end, while the mechanical device feeds the paper into the Register Board through pull in rollers, continuously as a stream. The machine is equipped with Motorised Pile for smooth 'Up' and 'Down' movement. The feeder table is equipped with a Pre-pile facility (optional) for loading of paper stocks on the second pile, while the machine is running. This reduces the down time of the machine and increases the productivity.



CENTRALISED TOUCH SCREEN CONTROL PANEL

The Autoprint Dextra 80 has a soft feather touch PLC Control Panel. The advanced technology incorporated with pre-programmable software does the functions sequentially by just touch of a button. Various controls are indicated in the Digital display of the control panel for convenience in operation. Touch screen is equipped with a maintenance program where periodically the operator is reminded of any maintenance to be performed.

